

**Dynamic Fire Damper • 1½ Hr. Rated • Horizontal and Vertical Mount • Non-Motorized • Galvanized Steel**


Standard Materials and Construction

- FRAME:** 5½" x 7⁄8" x 16 GA. galvanized steel hat channel.
- BLADES:** 16 GA. galvanized steel, 6" nominal width, parallel action.
- AXLES:** Square, plated solid steel stub.
- BEARINGS:** Oil impregnated bronze.
- LINKAGE:** Plated steel angle and crank plates with stainless steel pivots in-jamb type.
- STOPS:** 18 GA. galvanized steel at head and sill.
- JAMB SEALS:** Stainless Steel.
- FINISH:** Mill.
- ACTUATOR:** Non-motorized spring closure mechanism with 165°F fusible link.


**UNDERWRITERS LABORATORIES INC.®**

CLASSIFIED DYNAMIC FIRE DAMPER

FIRE RESISTANCE RATING 1½ HR



**FILE # R19235**



This fire damper meets the construction and performance requirements of

- Underwriters Laboratories Inc. Standards 555
- National Fire Protection Association Standards 80, 90A, 101
- ICC's International Building Code
  
- Underwriters Laboratories Inc. Approved for dual direction airflow and dynamic conditions.
- Underwriters Laboratories Inc. Classified for use in fire resistive ratings of less than 3 hours.

Options

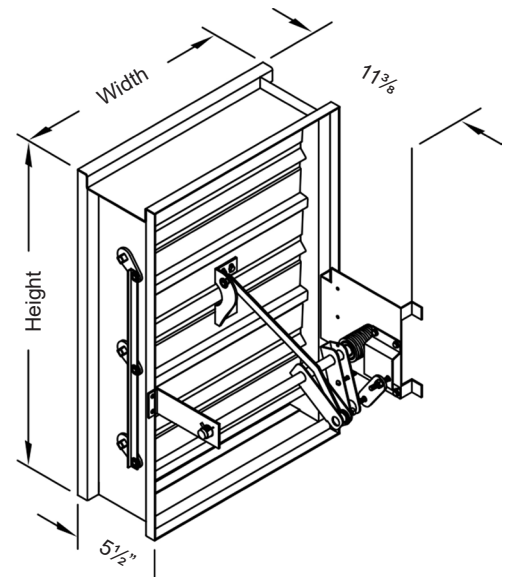
- Type 304 Stainless Steel Construction (Sleeve and in-airstream parts only)
- Sleeve of various depths and gauges
- Round or oval transitions
- 212°F fusible link
- Dual Position Indication Package (see Notes)

Notes

1. Nominal deductions will be made to the opening size given.
2. Optional auxiliary blade position indication switches are rated at 11A, 1⁄8HP, 125VAC. These snap action switches are intended to make or break a circuit and will not provide variable or proportional resistance.
3. See SI-SSFD for information regarding Stainless Steel Fire Dampers.

Damper Sizes

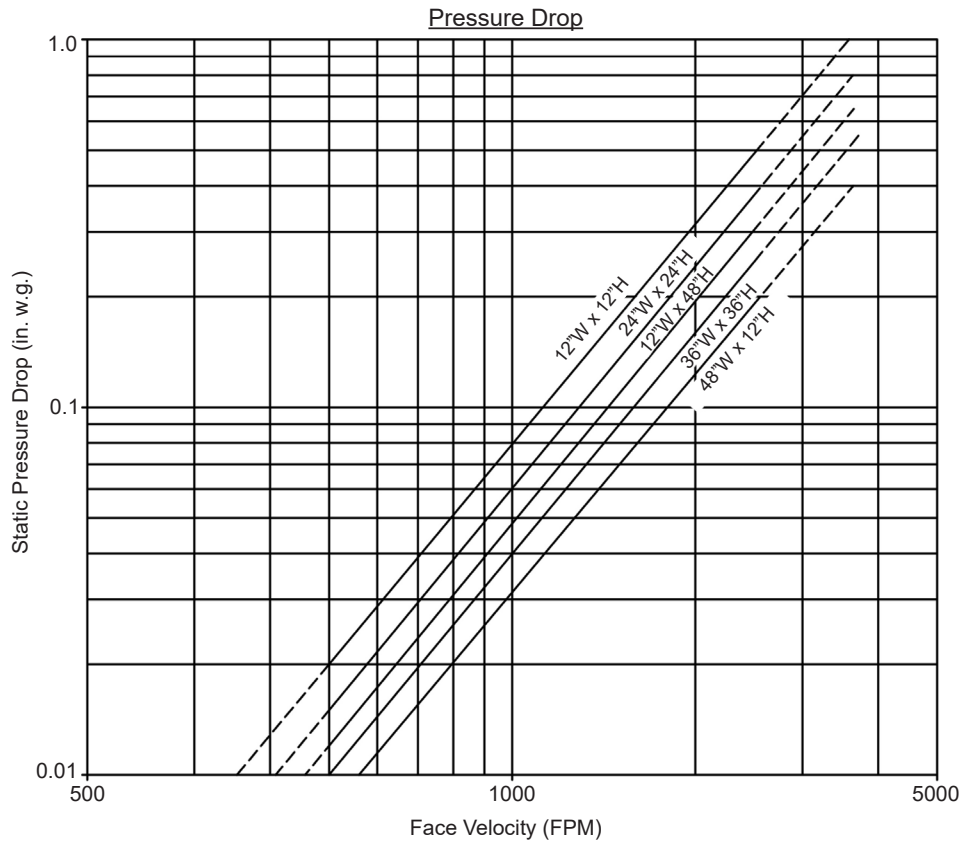
		2000 fpm, 4 in.wg				4000 fpm, 4 in.wg
Orientation	Hor & Vert	Horizontal (floor)		Vertical (wall)		Hor & Vert
Panels	Min Panel	Max Single Panel	Max Assy Panel	Max Single Panel	Max Assy Panel	Max Single Panel
Rectangular	4"W x 4"H (8"W x 8"H frame)	36"W x 48"H	72"W x 48"H	36"W x 48"H	72"W x 60"H 126"W x 48"H	36"W x 48"H
Round	6" dia. (8"W x 8"H frame)	34" dia.	46" dia.	34" dia.	58" dia.	34" dia.
Oval	6"W x 6"H (8"W x 8"H frame)	34"W x 46"H	70"W x 46"H	34"W x 46"H	70"W x 58"H 124"W x 46"H	34"W x 46"H



# MODEL MD17

Dynamic Fire Damper • 1½ Hr. Rated • Horizontal and Vertical Mount • Non-Motorized • Galvanized Steel

## Performance Data



Typical Performance Curve  
 Tested per AMCA Standard 500-D; Figure 5.3 (In-Duct Mount)  
 Intake air converted to standard air density.

<b>Item #</b>	<b>Qty</b>	<b>Damper Size</b>	Horizontal	Vertical	165°F	212°F			
<b>Arch. / Eng.:</b>			<b>Orientation</b>		<b>Fusible Link</b>		<b>EDR:</b>	<b>ECN:</b>	<b>Job:</b>
<b>Contractor:</b>									
<b>Project:</b>					<b>Date:</b>		<b>DWN:</b>		<b>DWG:</b>